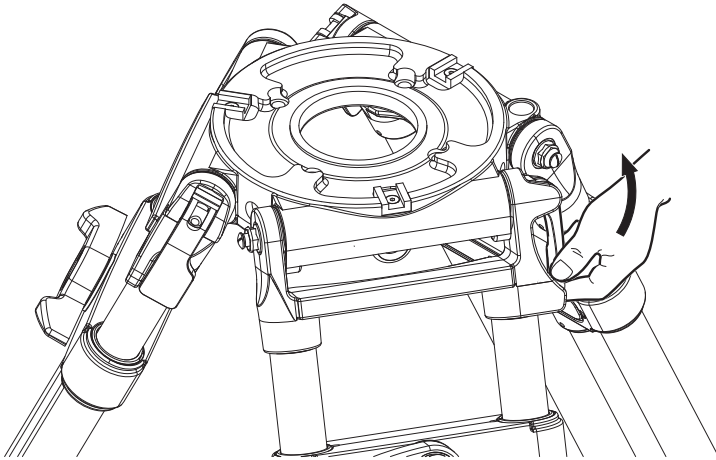


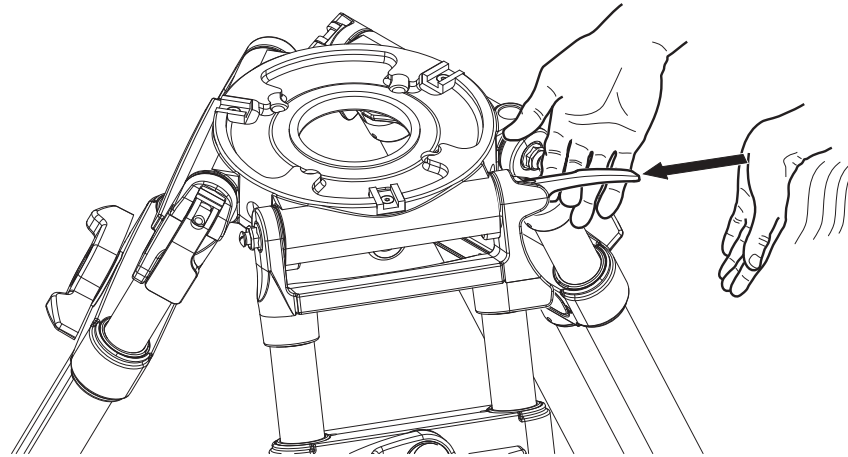
Cine Tripod: Adjusting Leg Pivot Friction C1221-4980 Issue 1

OConnor


1. Release the leg friction lever.



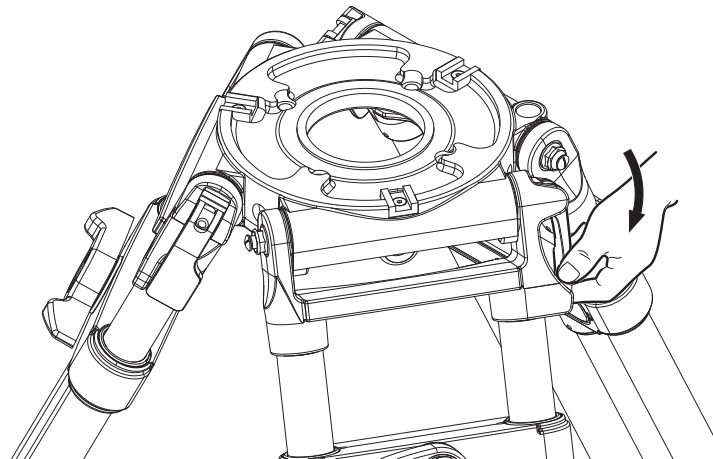
2. Supporting the friction lever with one hand, strike the end of the lever with the palm of the other hand, to release the adjustment nut.



3. Rotate the adjustment nut clockwise to increase pivot friction or counterclockwise to decrease pivot friction.



4. Reapply the leg friction lever. Check the leg pivot friction and readjust as necessary.



CHINA
The Vitec Group Plc China
Rm 706, Tower B
Derun Building, YongAn Dongli A No. 8
Jianwai Ave., Chaoyang District
Beijing, China 100022
Tel: +86 10 8528 8748
Fax: +86 10 8528 8749

FRANCE
Camera Dynamics SARL
171, Avenue des Grésillons
92635 GENNEVILLIERS Cedex
France
Tel: +33 820 821 336
Fax: +33 825 826 181

GERMANY
Camera Dynamics GmbH
Gebäude 16
Planiger Strasse 34
55543 Bad Kreuznach
Germany
Tel: +49 671 483 43 30
Fax: +49 671 483 43 50

Camera Dynamics GmbH
Erfurter Strasse 16
85386 Eching
Germany
Tel: +49 89 321 58 200
Fax: +49 89 321 58 227

JAPAN
Sachtler Japan Corporation
P.A. Bldg. 5F
3-12-6 Aobadai
Meguro-ku Tokyo 153-0042
Japan
Tel: +81 3 5457 1381
Fax: +81 3 5457 1382

SINGAPORE
Camera Dynamics Pte Ltd.
6 New Industrial Road
#02-02 Hoe Huat Industrial Building
Singapore 536199
Tel: +65 6297 5776
Fax: +65 6297 5778

UK
Camera Dynamics Ltd.
William Vinten Building
Western Way
Bury St. Edmunds
Suffolk IP33 3TB
UK
Tel: +44 1284 752 121
Fax: +44 1284 750 560
Sales Fax: +44 1284 757 929

USA
Camera Dynamics Inc.
709 Executive Blvd.
Valley Cottage
NY 10989
USA
Tel: +1 845 268 0100
Fax: +1 845 268 0113

www.ocon.com